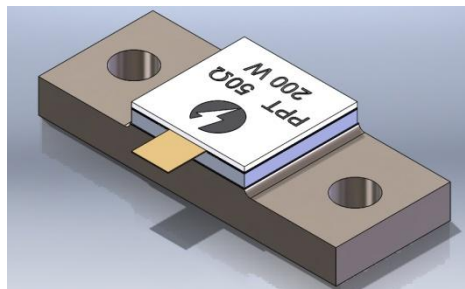


Low PIM Termination, Flanged

Frequency Range: DC to 4.0 GHz, Power: 200 Watts



Features

- High Power
- Low PIM
- Thin Film Design
- RoHS Compliant

This high power low PIM device is designed to dissipate power in RF circuits when mounted to an appropriate heat sink. The terminations provide a low VSWR under maximum power conditions.

Technical Specifications

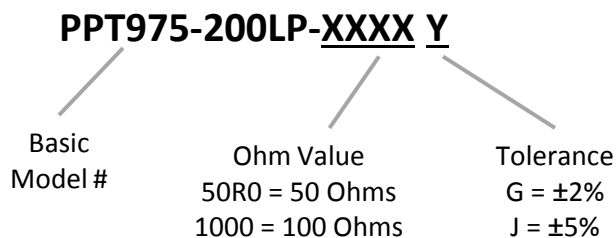
Parameter	Value
Frequency Range	DC to 4.0 GHz
Ohm Value	50 \pm 5% Standard
Power Handling*	200 Watts Avg. Derated Linearly to 0 Watts @ +150°C
VSWR	1.25:1 Max.
Passive Intermodulation	-120dBc Typical With two +43dBm Tones.

Material

Feature	Material
Substrate	Beryllium Oxide
Resistor Material	Proprietary Thin Film
Cover	Alumina Ceramic
Flange	Nickel Plated Copper
Tab	Gold Plated Beryllium Copper

*Mounting surfaces shall not exceed 100°C. Max.

How to Order



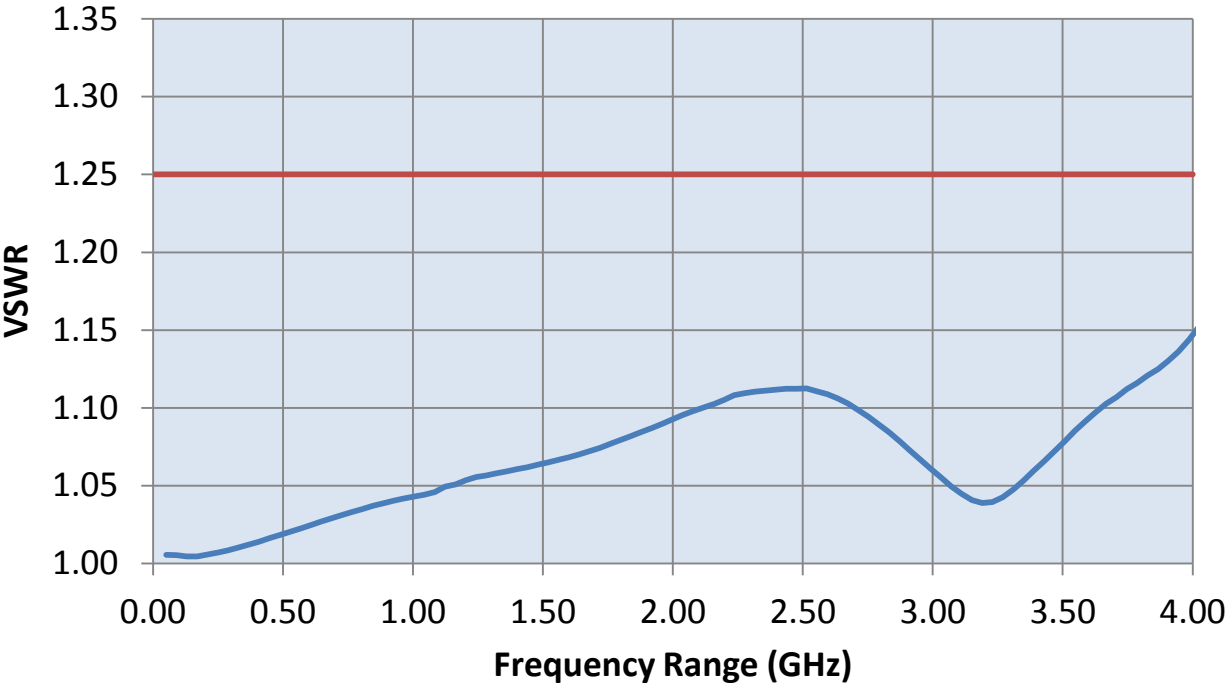
Ordering Examples

Model Number: PPT975-200LP-50R0J
 DC – 4.0 GHz; 200 W.; 50 Ohms; 5%

Model Number: PPT975-200LP-1000G
 DC – 4.0 GHz; 200 W.; 100 Ohms; 2%

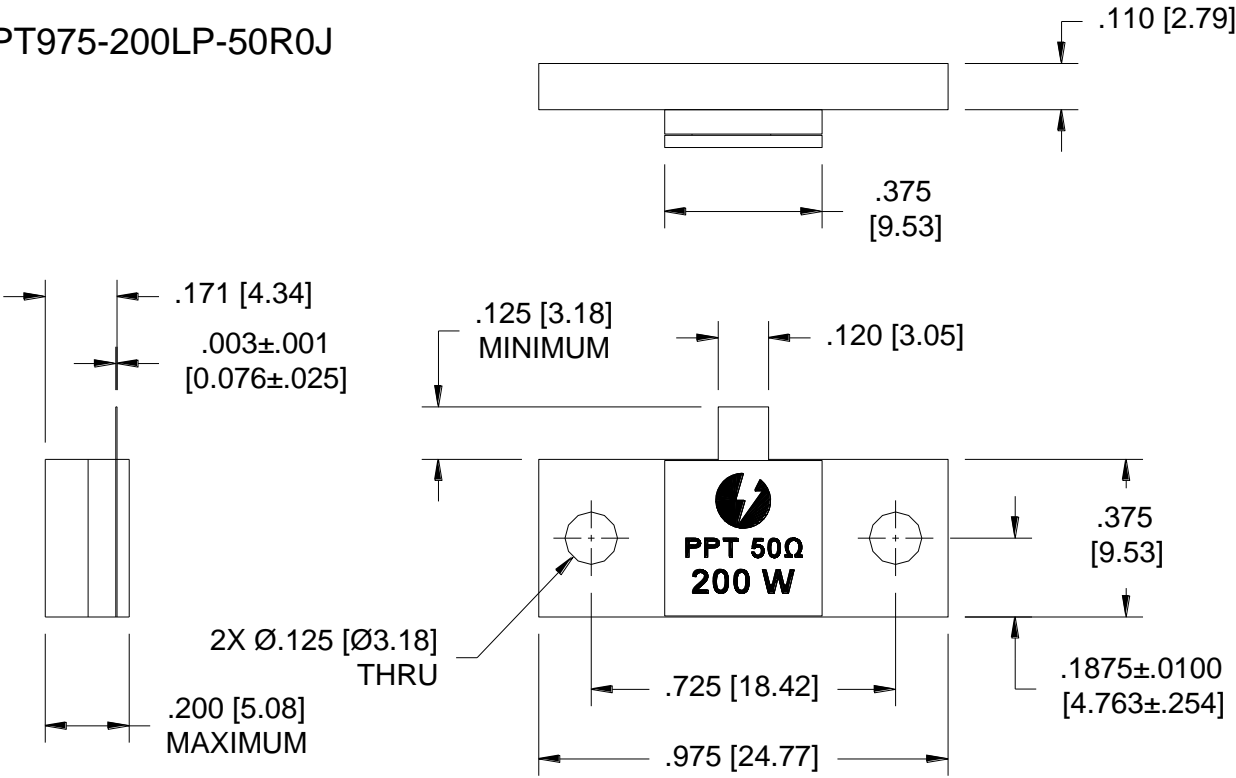
Performance Characteristics

Typical Performane



Physical Dimensions

Outline: PPT975-200LP-50R0J



TOLERANCE: .XXX ± .010