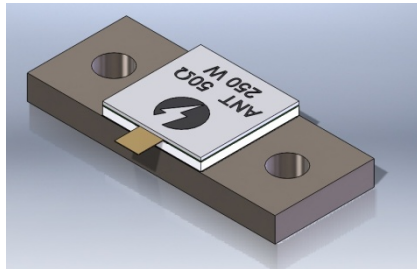


Low PIM Termination, Flanged

Frequency Range: DC to 3.0 GHz, Power: 250 Watts



Features

- High Power
- Low PIM
- Thin Film Design
- RoHS Compliant

This high power low PIM device is designed to dissipate power in RF circuits when mounted to an appropriate heat sink. The terminations provide a low VSWR under maximum power conditions.

Technical Specifications

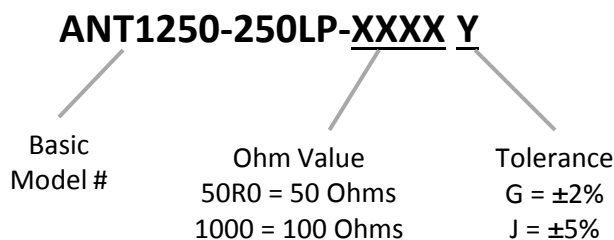
Parameter	Value
Frequency Range	DC to 3.0 GHz
Ohm Value	50 \pm 5% Standard
Power Handling*	250 Watts Avg. Derated Linearly to 0 Watts @ +150°C
VSWR	1.30:1 Max.
Passive Intermodulation	-125dBc Typical With two +43dBm Tones.

Material

Feature	Material
Substrate	Aluminum Nitride
Resistor Material	Proprietary Thin Film
Cover	Alumina Ceramic
Flange	Nickel Plated Copper
Tab	Gold Plated Beryllium Copper

*Mounting surfaces shall not exceed 100°C. Max.

How to Order



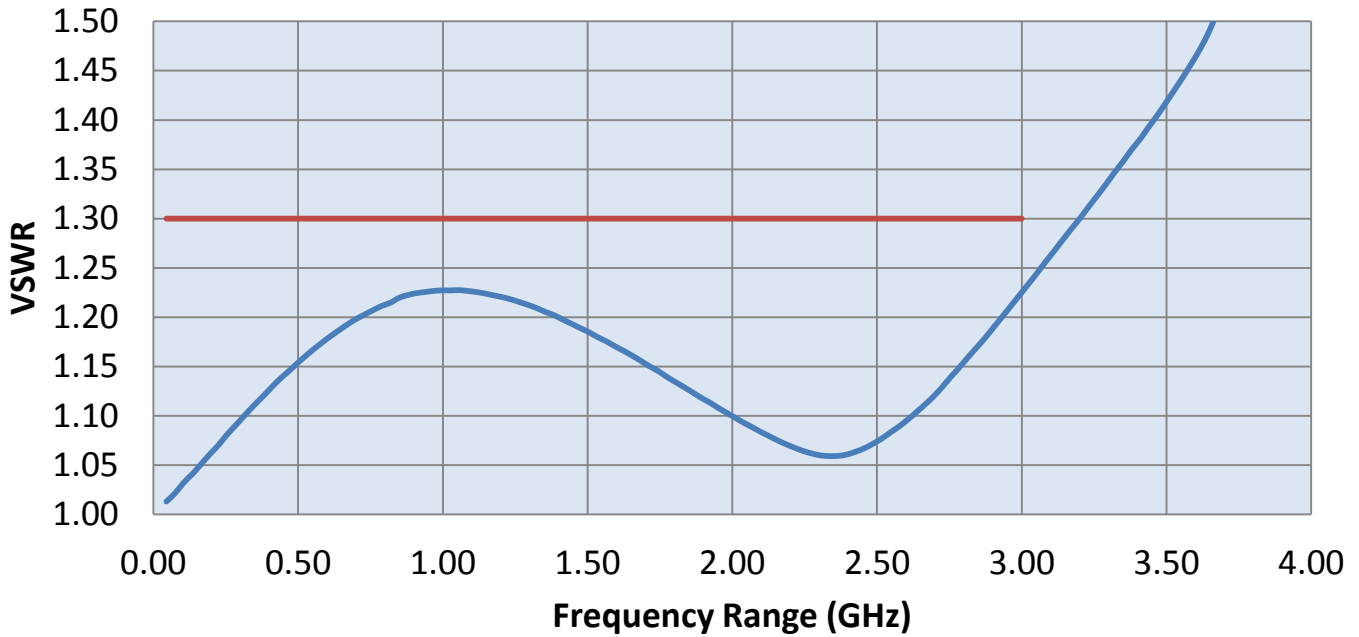
Ordering Examples

Model Number: ANT1250-250LP-50R0J
 DC – 3.0 GHz; 250 W.; 50 Ohms; 5%

Model Number: ANT1250-250LP-1000G
 DC – 3.0 GHz; 250 W.; 100 Ohms; 2%

Performance Characteristics

Typical Performance



Physical Dimensions

Outline: ANT1250-250LP-50R0J

